

HOW TO ASSEMBLE YOUR



BEDSIDE COMMODE

Item # 8450

Capacity not to exceed 350 lb



NO tools required
Quick assembly

Easy to follow
step-by-step
instructions

PARTS INCLUDED

- a. (1) Frame w/ backrest
- b. (1) Seat

- c. (1) Lid
- d. (1) Bucket w/ lid
- e. (1) Splash guard



a.



b.




c.



d.



e.



1

Place bucket into the bucket platform. Place the toilet seat onto the frame so that plastic clamps rest on the rear cross frame and on each side of the bucket platform. Push down forcefully until brackets are fully attached to the rear cross frame.




2

Ensure toilet seat is in the down position before attaching the lid. Place the lid onto the frame so that plastic clamps rest on the rear cross frame and on each side of the toilet seat brackets. Push down forcefully until brackets are fully attached to the rear cross frame.



3

Toilet seat and lid should now be completely attached and are able to swing up and down without detaching.



4

Adjust the height of the legs by locating the push button on each leg and sliding the leg up or down to the desired height. **NOTE: Ensure all legs are fully engaged and adjusted to equal heights before using.**

WARNING

Read all instructions carefully and consult with a qualified professional before assembling to avoid possible injury. **NOVA Medical Products shall have no liability for any damage or injury resulting from improper assembly or misuse of this product.**

- Chair legs **MUST** be adjusted to same height (number) so the bath seat sits level
- Make sure legs and backrest are secure (brass button locked completely into hole) before using
- Ensure seat is in place and secure before each use
- Use on a level surface
- **DO NOT** stand on seat

HOW TO USE

Over the toilet:

Remove bucket & lid, place splash guard under commode seat, and place commode over toilet.

As a standalone commode:

Remove splash guard, and only use bucket under commode seat.

CARE AND MAINTENANCE

Check regularly to make sure the all brass push-buttons are securely locked on legs, and that seat is stable before using. Use a mild detergent and warm water to clean.

WARRANTY INFORMATION

NOVA stands firm on our commitment to providing the highest quality products, as well as exceptional service. This product was built to precise standards and thoroughly inspected prior to shipment. This warranty represents our confidence in the materials and workmanship of our product.

NOVA extends this warranty only to the original purchaser of this product. The warranty does not extend to any subsequent purchaser or owner. The warranty is void upon any sale or transfer of ownership or use by other person. NOVA warrants its products are free from defects in material and workmanship under NORMAL use for the period commencing upon the date of purchase and continuing for the following specified period of time after that date:

Metal Frame	Limited Lifetime Warranty
Non-Metal/Metal parts	One Year Limited Warranty (rubber tips, plastic or metal hardware)

This warranty does not cover problems due to user negligence, misuse of the product, failure to adhere to product instructions, or normal wear and tear. Items that have been subject to negligent abuse, modified without prior written authorization are not covered within this warranty.

For warranty service, please contact the dealer from whom you purchased your NOVA product. In the event that you do not receive satisfactory service, please call us directly at the number on the bottom front of this sheet. Be prepared to indicate, the nature of the defect, the product serial number, and the name and location of where you purchased the product. You will also be required to provide a receipt of your purchase. Do not return any products to our office without prior consent.

Repair or replacement is the only remedy under this limited warranty. This warranty does not include any labor or shipping charges incurred in replacement part installation or repair of product.


THIS WARRANTY IS EXCLUSIVE AND IN LIEU OF ALL OTHER EXPRESS WARRANTIES, IMPLIED WARRANTIES, IF ANY, INCLUDING THE IMPLIED WARRANTIES OF MERCHANTABILITY AND FITNESS FOR A PARTICULAR PURPOSE. NOVA SHALL NOT BE LIABLE FOR ANY SEQUENTIAL OR INCIDENTAL DAMAGES WHATSOEVER.

IMPORTANT WARNING

FOLLOW ALL DIRECTIONS CAREFULLY BEFORE USE. FAILURE TO DO SO MAY RESULT IN SERIOUS INJURY.





CONTACT US!
We're here to help

 info@novajoy.com

 1 800 557 6682

novajoy.com

Connect with us!
novajoy.com

 novamedicalprod
 novamedicalprod
 novawalkerstalk
 NOVA Medical Products

CARE • QUALITY • INNOVATION



THE **NOVA** PROMISE